



3rd Grade English

Curriculum Sample

A Grade Ahead will challenge your students and help them achieve their goals!

Beginning in June 2021, our 3rd graders will be participating in A Grade Ahead Online, a blended learning program that integrates both traditional and electronic methods to teach students.

Our students begin the week learning a lesson and answering practice questions with paper and pencil in our monthly lesson booklets. Then they go online to a website to complete three days of online activities to master the topic of the week.

Here's how it works:



Monthly Blended Learning Lesson Booklet

Students receive a lesson booklet each month that is broken in to four weeks. Every week, students are introduced to a new topic with explanations and examples followed by student practice questions.

At the end of this document, you will find a full sample of one week's lesson and practice problems from A Grade Ahead's 3rd Grade English curriculum.



A Grade Ahead Online Activities

After learning the lesson and practicing problems with a traditional approach, students continue learning online through activities at online.gradeahead.com. Every week, students have three days of homework activities to practice vocabulary, grammar, and comprehension.



Register online today!

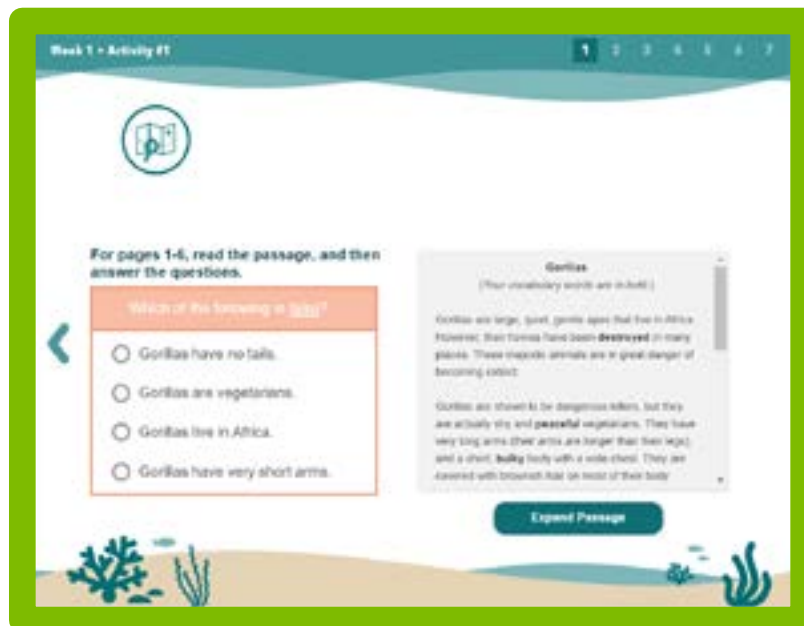


Questions? Call 866.628.4628, chat at enrichmentathome.com, or email enrichmentathome@gradeahead.com.

A Grade Ahead Online offers many benefits to students and parents, including

- **Interactive and colorful questions** with formats like matching, drag and drop, fill in the blank, multiple choice, and more.
- **Automatic grading** that saves times for parents and provides immediate feedback for students. They know whether they got a question right or wrong as they are going through the homework, so they can make adjustments if necessary.
- **A rationale for every online question** that explains the correct answer, so students can learn from their mistakes immediately.
- **Student progress reports** that are easily accessible without parents needing to upload any data. In fact, a parent has access to raw data from all of his or her student's online work.
- **Adaptive learning paths** that provide more challenging questions to students who perform well on the first set of activities.

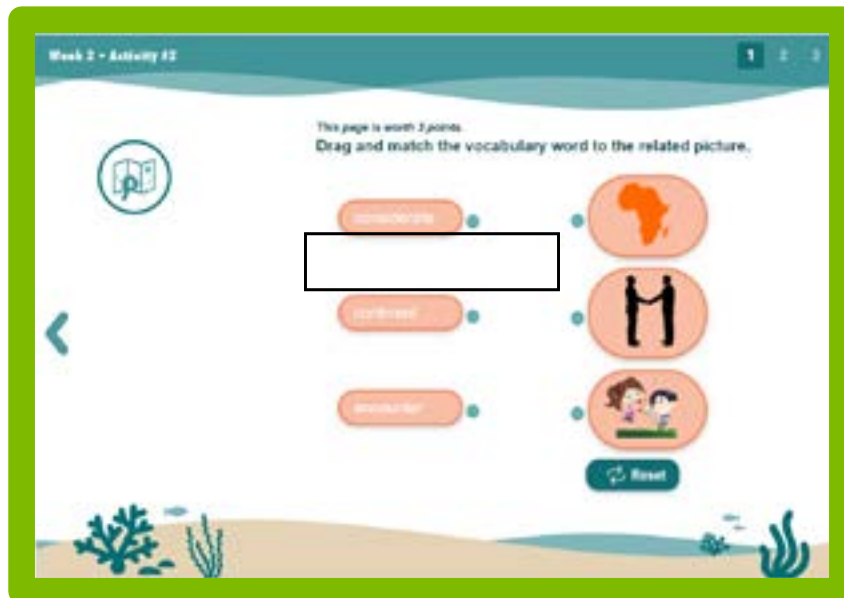
Here is a peek at a few of our online exercises:



Register online today!



Questions? Call 866.628.4628, chat at enrichmentathome.com, or email enrichmentathome@agradeahead.com.



Want to see how A Grade Ahead works first-hand?

We have attached an entire lesson and one day's worth of homework for you to print out and try.



Register online today!



Questions? Call 866.628.4628, chat at enrichmentathome.com, or email enrichmentathome@agradeahead.com.



Lesson Booklet Sample

3rd Grade English

Print it out and try it!



Register online today!



Questions? Call 866.628.4628, chat at [enrichmentathome.com](https://www.enrichmentathome.com),
or email enrichmentathome@agradeahead.com.



3th Grade • Month 1

ENGLISH

BLENDED LEARNING LESSON BOOKLET

NAME _____




A. Word List 3

- 1. **advantage** something that benefits someone
- 2. **avoid** to keep away from
- 3. **conversation** a talk between people
- 4. **expensive** something that costs a lot of money
- 5. **gaze** to look at something for a long time; a long look
- 6. **haul:** to pull with a lot of effort
- 7. **potential** having the ability to develop into something in the future
- 8. **sluggish** moving slowly; lazy

Student Goals:


- ✓ I will be able to recognize and use my vocabulary words in a sentence.
- ✓ I will be able to determine whether a verb is past, present, or future tense.
- ✓ I will be able to write sentences in past, present, and future tense.



Student Practice

CHALLENGE! Write a sentence describing the picture. Use at least one vocabulary word.

1. _____



B. Grammar

Verbs

A **verb** shows action in a sentence. In the examples below, the verbs are in bold.




Examples:

- We **dance** every day.
- Jill **studied** hard and **got** an A in the math test.
- Mom **bought** a toy for Christmas for her baby.

Verbs change their forms to show the time the action occurs. The time of the verb's action is its tense. You must learn to change verbs from one tense to another. 3 basic verb tenses will be covered this week.

Past, Present, and Future Tenses



Teaching Tip: To teach tense, have students write an example of past, present, and future tenses of the same verb. Ask the students how the meaning of the sentences changed.

EX: I jumped
I jump
I will jump.



Register online today!



Questions? Call 866.628.4628, chat at enrichmentathome.com, or email enrichmentathome@agradeahead.com.

Simple Present Tense Verbs show actions that are happening now or that happen continuously.



Examples:

I **play** chess.
 Joey **eats** marshmallows.
 They **sing** songs together.

Sometimes to form a present tense verb, you will need to add the *suffix* 'es'



Examples:

She **watches** TV.
 He **catches** the ball.

A B C

Suffix is a letter or a group of words added to the end of a word to change its meaning. More on suffixes will be covered in week 15.

Simple Past Tense Verbs show actions that have already happened.



Examples:

I **played** yesterday.
 You **went** to the park.
 He **ate** lunch with my friend.

Note: To most verbs you can add the 'ed' at the end to make a past tense verb. (jump → jumped; reach → reached; boil → boiled, etc). Sometimes a verb will be irregular and not follow this pattern. The list below will help you with irregular verbs.

An *irregular* verb is a verb that does not follow this general rule to become a past tense verb. Irregular verbs sometimes change a vowel, remove letters, add letters, change completely, or don't change at all. The verbs listed below are just a small sample of the hundreds of irregular verbs in use today.



Examples:

Verbs That Change Form (Irregular Verbs)

- | | | |
|-----------------|----------------|-------------------|
| arise → arose | awake → awoke | am/are → was/were |
| begin → began | bend → bent | blow → blew |
| build → built | choose → chose | do → did |
| drink → drank | eat → ate | fall → fell |
| fly → flew | freeze → froze | give → gave |
| have → had | know → knew | lay → laid |
| lead → led | lend → lent | leave → left |
| say → said | write → wrote | go → went |
| think → thought | meet → met | sit → sat |
| bring → brought | ring → rang | is → was |



Register online today!



Questions? Call 866.628.4628, chat at enrichmentathome.com, or email enrichmentathome@agradeahead.com.

Simple Future Tense Verbs show actions that will happen but have not happened yet.



Examples: I **will go** to the store.
You **will drive** to the beach.
They **will ride** the rollercoaster.



Note: You can add **will** or **shall** to the beginning of any verb in the present tense to convert them to the future tense.



Student Practice

Encourage students to make complete, grammatically correct sentences.

Answer the following multiple choice questions.

- 1. The **regular future tense** is formed with
 - a) -ed at the end
 - b) will or shall + main verb
 - c) has or have + main verb
- 2. The **regular past tense** is formed with
 - a) -ed at the end
 - b) will or shall + main verb
 - c) has or have + main verb
- 3. An **irregular past tense** verb is a verb that does not...
 - a) have -ed at the end
 - b) follow the regular rules
 - c) both a and b

Indicate the tense of the verb in each sentence. Make a new sentence changing the verb to the opposite tense of what you were given. Each sentence should have at least seven words. [Hint: Past is the opposite of present and vice versa for this exercise.]

- 4. Anna jogs to the park every day. _____
- 5. _____
- 6. Kathy drank a whole bottle of soda. _____
- 7. _____



Register online today!



Questions? Call 866.628.4628, chat at enrichmentathome.com, or email enrichmentathome@agradeahead.com.

8. Meera leaves her clothes in the hamper after washing them. _____

9. _____

CHALLENGE! Write a sentence using the past tense of the verb “freeze” to describe the picture. Sentences should be at least 8 words long.

10. _____



Student Practice

Encourage students to make complete, grammatically correct sentences.

CHALLENGE! Circle the past tense verb and write a sentence using that verb and the vocabulary word given.

11. walked runs eat talks

12. Sluggish: _____

13. has had have hold

14. Advantage: _____

15. is are was has

16. Avoid: _____

17. talk chat joke chatted

18. Conversation: _____



Register online today!



Questions? Call 866.628.4628, chat at enrichmentathome.com, or email enrichmentathome@agradeahead.com.



Student Practice

Encourage students to make complete, grammatically correct sentences.

CHALLENGE!

Circle the correct future tense verb and write a sentence using that verb and the vocabulary word given.

19. will choose choose choosed will chose

20. Expensive: _____

21. speak will speak will spoke spoke

22. Gaze: _____

23. dragged will need carry hold

24. Haul: _____

25. have will show has make

26. Potential: _____



Register online today!



Questions? Call 866.628.4628, chat at enrichmentathome.com, or email enrichmentathome@agradeahead.com.

Answers of Student Practice**A. Word List**

1. **Answers will vary.** The man gazes at the sky through his telescope.

B. Grammar

1. b
3. c
2. a

Sentences will vary. Examples are given.

4. Present
6. Past
8. Present
10. The penguin froze in the cold weather, so he wore a scarf and ear muffs.
5. Anna jogged to the nearby park yesterday.
7. Kathy drinks only water with her meals.
9. Meera left her clothes in a pile.

Sentences will vary. Examples are given. Vocabulary words are in italics and the verbs are underlined.

11. walked
12. Joan looked *sluggish* when she walked because she was tired.
13. had
14. I had an *advantage* in the contest.
15. was
16. Brittany was mad at Anna, so she wanted to *avoid* her.
17. chatted
18. Megan and I chatted and had a nice *conversation*.
19. will choose
20. Elaine will choose an *expensive* ring for her mother.
21. will speak
22. She will speak at the debate with a fixed *gaze*.
23. will need
24. I will need to *haul* my groceries inside the house.
25. will show
26. Michael will show *potential* to be a great musician if he practices enough.



Head online to complete all days of the course:
ENGLISH: Verb & Verb Tenses (W3)



Register online today!



Questions? Call 866.628.4628, chat at enrichmentathome.com,
or email enrichmentathome@agradeahead.com.



Now, more than ever, kids need supplemental education!

A Grade Ahead's Enrichment at Home program makes it easy for you to help your students get caught up – and even stay ahead of – their peers. Our students are top performers at the heads of their classes who get into Ivy League schools and perform well on standardized tests. They reach their goals of becoming doctors, engineers, and other well-paid professionals.

Why Enrichment at Home?

- 1. Our curriculum is outstanding**, with clear lessons and worksheets that are challenging and interesting. They are not boring and repetitive like some other programs.
- 2. Our parents love us**, with more than 90% referring us to their friends and families year after year. [See what real parents are saying in "Our Results"](#).
- 3. It's flexible.** You decide what curriculum your child needs and when to complete the lessons and worksheets.
- 4. It's cost-effective.** We provide everything you need to implement our enrichment program, starting at \$50 per month, with many discount options offered.

Build Your Own Program

Whether your child is ahead of his or her peers or has some catching up to do, the Enrichment at Home program allows you to select the lessons your child will receive. By reviewing our [curriculum calendar](#), you can look at each month's topics and decide what is best for your child. Visit our [Math](#) or [English](#) web pages, and choose the grade you want to review. You will find the details on the right-hand side. When [registering](#), you can specify which month you want to receive. If your student is on pace with his or her peers, simply register, and we will send you the current month of curriculum. We can always make adjustments if the work is too hard or too easy.

Our monthly curriculum is delivered to your home each month for \$50/month. Commit to six months and save \$50! To see other discounts, visit our [Pricing page](#).



Is your student ready to join the 25,000 other students who have benefited from our pragmatic, effective approach? Register today to see what A Grade Ahead can do for your family.



[Register online today!](#)



Questions? Call 866.628.4628, chat at enrichmentathome.com, or email enrichmentathome@agradeahead.com.